GREASE TRAP: required for options A, B, and C – since we are replacing the dishwasher in every plan, it will require a grease trap to be installed per the WRA.

CUT OUT IN THE WALL FOR A TRASH AND DISH STATION

- Option A will not have this feature.
- Option B will have a wall opening with one hole for trash and a space for dirty dish bins with easy access to sink / dishwasher system. Will have a pull-down door above.
- Option C will have a wall opening with one hole for trash and a space for dirty dish bins with easy access to sink / dishwasher system. Will have a pull-down door above.

CUPBOARDS

- Option A will be the least expensive cabinet unit plan. The layout of the kitchen cabinets will remain virtually the same, with slight changes applied based on the new refrigerator location, removal of some cabinets, etc.
- Option B will be midrange new cabinets that accommodate the new kitchen layout.
- Option C will be higher end new cabinets that accommodate the new kitchen layout. Option C will feature more cabinets than option B.

RANGE / OVEN

- Option A will have an induction stove with an attached single oven below. The location will remain the same.
- Option B will have an induction cooktop and a double oven mounted on the wall.
- Option C will have an induction cooktop and a double oven mounted on the wall.

HOOD

- Options A, B, and C will all remove the current range hood and replace it with a smaller hood placed over the stove top / range that vents out of a new roof opening.

MICROWAVE

- Option A will have a microwave placed on a countertop – on the south wall.
- Option B will have a wall structure built that would fit most microwaves.
- Option C will have a built-in microwave drawer installed in the island.

DISHWASHER

- Option A will have a new push through dishwashing system in current location
- Option B will have a new push through dishwashing system on the north wall. Its new location will make cleaning an easier process.
- Option C will have a new push through dishwashing system on the north wall. Its new location will make cleaning an easier process.

SINKS

- Option A will feature new sinks in the existing locations.
- Option B will add a hand sink on the north side of the doorway, will have a two basin sink with a garbage disposal near the dishwasher, and a stainless-steel farmhouse sink of the west wall near the range.
- Option C will add a hand sink on the north side of the doorway, will have a two basin sink with a garbage disposal near the dishwasher, and a porcelain farmhouse sink of the west wall near the range.

FLOORS

- Option A will remove asbestos, repair existing concrete floors below current flooring materials, and polish the concrete below. Will be treated to be slip proof.
- Option B will remove asbestos, repair existing concrete floors below current flooring materials, and install a midrange, slip resistant luxury vinyl tile flooring option.
- Option C will remove asbestos, repair existing concrete floors below current flooring materials, and install slip resistant slate tile flooring to match existing tile in the hallway outside of the kitchen.

REFRIGERATOR

- Option A will have one residential refrigerator / freezer installed on the west wall.
- Option B will have one larger residential refrigerator / freezer installed on the south wall.
- Option C will have one larger residential refrigerator / freezer installed on the south wall.

WALLS

- Option A will leave concrete block as is and paint it.
- Option B will sheetrock, refinish, and paint the walls. Wood wall details added to coordinate with ceiling.
- Option C will sheetrock, refinish, and paint the walls. Wood wall details added to coordinate with wooden wall details in the hallway outside of the kitchen.

COUNTERTOPS

- Option A will have durable, low maintenance laminate countertops.
- Option B will have quartz countertops throughout.
- Option C will have quartz countertops throughout.

BACKSPLASH

- Option A will match laminate countertops.
- Option B is a tile that is complementary to the quartz countertops throughout.
- Option C will have quartz to match the countertops.

LIGHTING

- Option A will minimally upgrade lighting throughout and add LED undercabinet lighting.

- Option B will upgrade ceiling lighting and add LED undercabinet lighting.
- Option C will upgrade ceiling lighting, add LED undercabinet lighting, and add task lighting.

SKYLIGHTS

- Option A will have no skylights
- Option B will install one skylight where the hole in the roof occurs from the hood removal.
- Option C will install three skylights, including one where the hole in the roof occurs from the hood removal.

CEILINGS

- Option A will remove the current range hood, patch the ceiling, and rework light fixtures. Ceiling will be cleaned.
- Option B will remove the current range hood, patch the ceiling, and rework light fixtures. Ceiling will be cleaned. Wood ceiling panels will be stained and touched up.
- Option C will remove the current range hood, patch the ceiling, and rework light fixtures. Ceiling will be cleaned. Wood ceiling panels will be stained and touched up.

PULL-DOWN OVERHEAD DOOR

- Option A will remove existing pull-down overhead door.
- Option B will remove existing pull-down overhead door and will add a new overhead door above the new garbage / dish area.
- Option C will remove existing pull-down overhead door and will add a new overhead door above the new garbage / dish area.

DOOR

- The door into the kitchen will be removed in options A, B, and C.

COFFEE MAKER LOCATION

- Option A will place the coffee maker on the north wall. With new countertop installation against the wall, there is a significant amount of space for coffee to be made.
- Option B will place the coffee maker on the west wall with a moveable coffee cart below the countertop. The coffee maker will have easy sink access and space for coffee percolators to sit.
- Option C will place the coffee maker on the west wall with a moveable coffee cart below the countertop. The coffee maker will have easy sink access and space for coffee percolators to sit.

TELEPHONE

- Telephone will be removed in all three options.

SOUND SYSTEM

- Option A will replace the current speaker system.

- Option B will replace the current speaker system and add a small television above the door opening.
- Option C will replace the current speaker system and add a medium sized television above the door opening.

ISLAND IN FRONT OF RANGE

- Option A will offer workspace that is table height for accessibility as well as island space that is countertop height and allows for space below for trash and recycling. Undercounting seating will be placed on the east and west sides of the island. Countertops to match.
- Option B will have a counter level island with undercounter seating on east and west sides. Undercounter drawer systems for garbage and recycling. Countertops to match.
- Option C will have a counter level island with undercounter seating on east and west sides. Undercounter drawer systems for garbage and recycling. Microwave drawer will be installed in the island. There will be a few storage cabinets in the island. Countertops to match.

TABLE NEAR THE DISHWASHER

- Option A will not have a table. There are two extended length counter height counter tops that will supply ample amounts of workspace.
- Option B will have a mid-sized table height table with chairs for people who prefer to sit, and wheelchair access.
- Option C will have a mid-sized table height table with chairs for people who prefer to sit, and wheelchair access. Some storage space will exist.

STORAGE CUBBIE

- Option A will have some purchased shelving units.
- Option B will have some custom designed storage space with a lockable storage space at the end of the hall.
- Option C will have additional and lockable custom designed shelving units that hold necessary items, while not taking up too much depth of the cubbie area. There is a small broom closet at the end of the hall.

COFFEE STATION IN GATHERING AREA

- Option A will not have this.
- Option B will utilize the storage closet in Griffin Hall and involve partial wall removal and installation of counter space from which coffee can be served. There is a designated space for a cart that would be used to bring coffee and clean cups from the kitchen. Outlets below the counter would offer places for plug-ins for crockpots. A locked closet will be built into the rear of the closet space for Memorial Committee valuables.
- Option C will utilize the storage closet in Griffin Hall and involve wall removal and installation of a new partial wall with counter space from which coffee can be served. The partial wall in this option will be further into the Gathering Space so that the area behind the counter will be easier to move around in. There is a designated space for a cart that would be used to bring coffee and

clean cups from the kitchen. Outlets below the counter would offer places for plug-ins for crockpots. A locked closet will be built into the rear of the closet space for Memorial Committee valuables.

TRASH

- Option A will have trash and recycling receptacles under the end of the island.
- Option B will have trash units through the new installed window in the counter + additional garbage / recycling system installed in island.
- Option C will have trash units through the new installed window in the counter + additional garbage / recycling system installed in island.

OPTION A

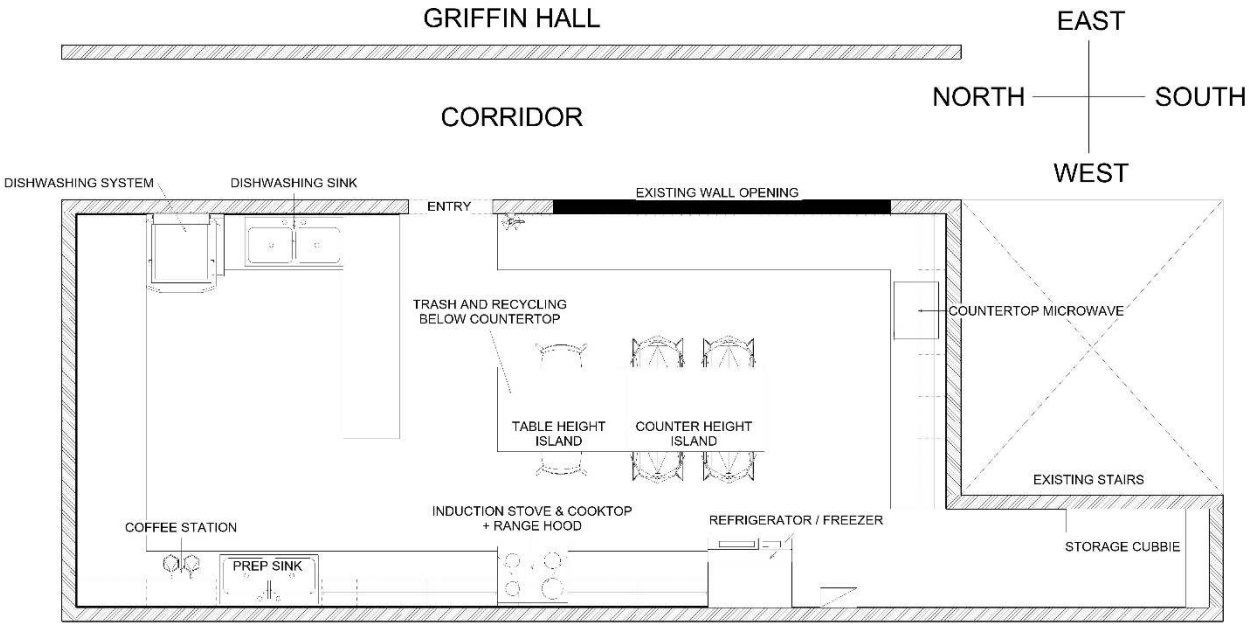

OPTION B

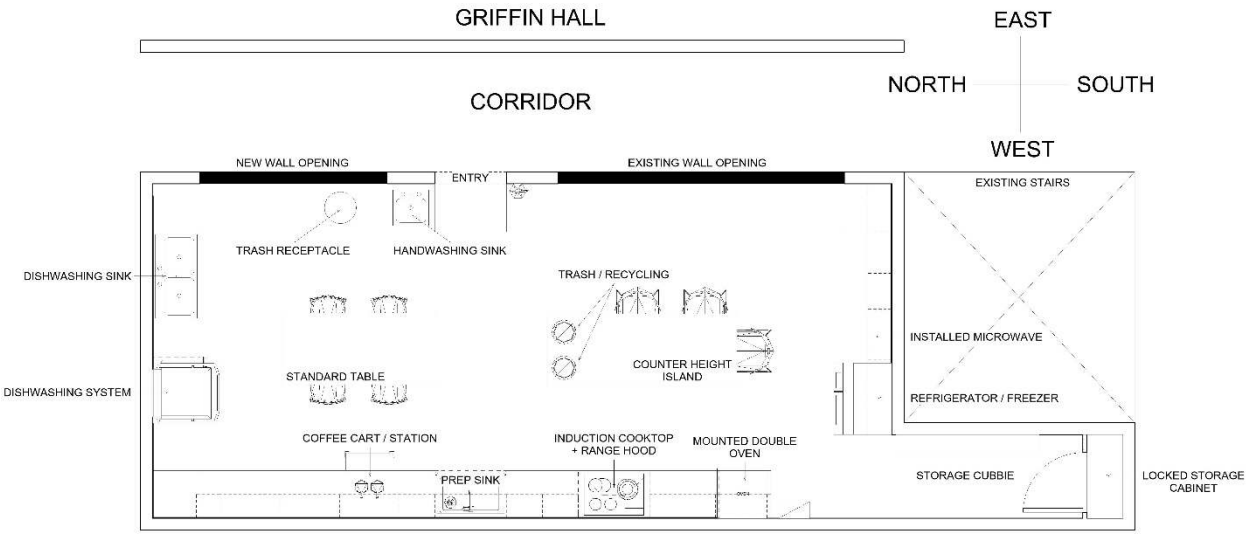
GRIFFIN HALL
CORRIDOR
EAST
NORTH
SOUTH
WEST
NEW WALL OPENING
ENTRY
EXISTING WALL OPENING
EXISTING STAIRS
TRASH RECEPTACLE
HANDWASHING SINK
DISHWASHING SINK
TRASH / RECYCLING
INSTALLED MICROWAVE
COUNTER HEIGHT ISLAND
STANDARD TABLE
DISHWASHING SYSTEM
REFRIGERATOR / FREEZER
COFFEE CART / STATION
INDUCTION COOKTOP + RANGE HOOD
MOUNTED DOUBLE OVEN
PREP SINK
STORAGE CUBBIE
LOCKED STORAGE CABINET

OPTION B – COFFEE BAR

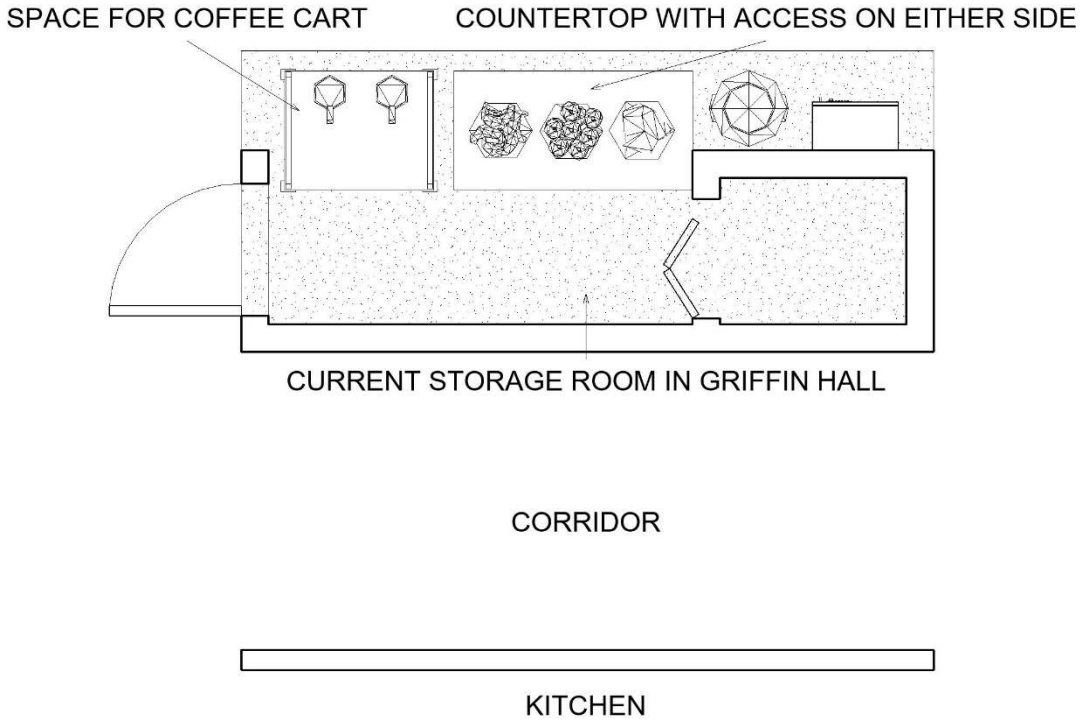

OPTION C

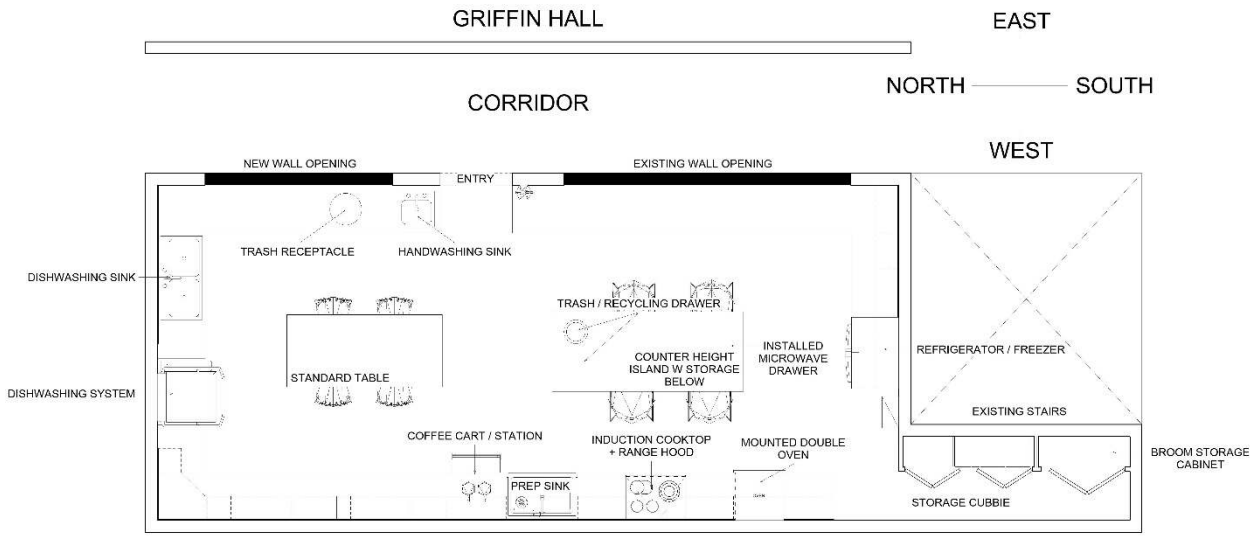
GRIFFIN HALL
EAST
NORTH
SOUTH
CORRIDOR
WEST
NEW WALL OPENING
ENTRY
EXISTING WALL OPENING
TRASH RECEPTACLE
HANDWASHING SINK
DISHWASHING SINK
TRASH / RECYCLING DRAWER
COUNTER HEIGHT ISLAND W STORAGE BELOW
INSTALLED MICROWAVE DRAWER
REFRIGERATOR / FREEZER
STANDARD TABLE
DISHWASHING SYSTEM
EXISTING STAIRS
COFFEE CART / STATION
INDUCTION COOKTOP + RANGE HOOD
MOUNTED DOUBLE OVEN
BROOM STORAGE CABINET
PREP SINK
STORAGE CUBBIE

OPTION C COFFEE BAR

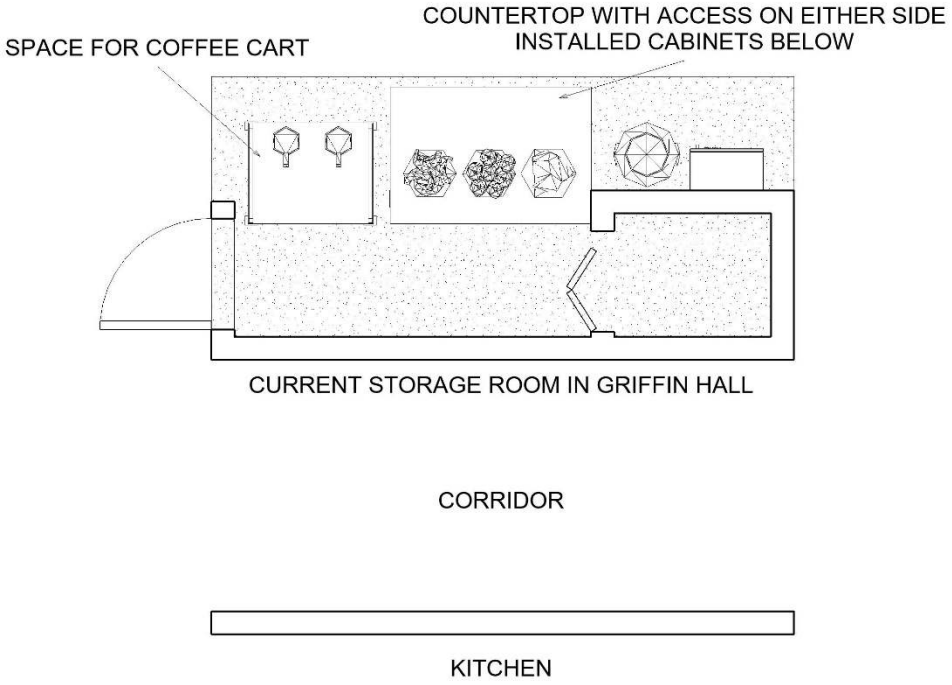
COUNTERTOP WITH ACCESS ON EITHER SIDE
INSTALLED CABINETS BELOW
SPACE FOR COFFEE CART
CURRENT STORAGE ROOM IN GRIFFIN HALL
CORRIDOR
KITCHEN

Project Cost Estimate			
Description	Option A	Option B	Option C
Asbestos Removal	$ 6,290	$ 6,290	$ 6,290
Grease Trap	$ 46,890	$ 46,890	$ 46,890
Other Materials/Construction	$ 112,910	$246,868	$289,070
Contingency 15%	$ 24,914	$ 45,007	$ 51,338
Schematic Design Fee	$ 1,700	$ 1,700	$ 1,700
Architectural Fee	$ 13,287	$ 24,004	$ 27,380
Building Subtotal	$ 205,991	$370,759	$422,668
Misc Costs to Outfit the Plans	$ 15,000	$ 15,000	$ 15,000
Subtotal with Outfit	$ 220,991	$385,759	$437,668
Minus Endowment	$ (40,000)	$ (40,000)	$ (40,000)
Project Total	$ 180,991	$345,759	$397,668